

**spainguru**

[www.SpainGuru.es](http://www.SpainGuru.es)

# Settling in Spain

a comprehensive handbook





**Eager to call Spain your home?**

**This guide will streamline the process, helping you navigate through legal procedures and secure the right residence permit for you and your family.**

**Discover how Spain is not just a marvelous travel spot but also an ideal place to live!**

# Index

## I. The legal pathway to Spain


<b>Process Summary</b>	Page 3
<b>Short-Term Visa</b>	Page 4
<b>Residency in Spain</b>	Page 6
<b>Golden Visa</b>	Page 9
<b>Non-lucrative Visa</b>	Page 11
<b>Student Visa</b>	Page 13
<b>Digital Nomad Visa</b>	Page 15
<b>Entrepreneurial Visa</b>	Page 17
<b>Visa for Highly Skilled Workers</b>	Page 19
<b>Intra-Company Transfer Visa</b>	Page 21
<b>Visa for Research Purposes</b>	Page 23
<b>Authorization for Internship</b>	Page 25
<b>Job Search Visa</b>	Page 27
<b>Community Card</b>	Page 29
<b>Family Reunification Visa</b>	Page 31
<b>Social Integration Visa</b>	Page 33
<b>Family Integration Visa</b>	Page 34
<b>Work Integration Visa</b>	Page 35
<b>Training Integration Visa</b>	Page 36
<b>Permanent Residency</b>	Page 37
<b>Spanish Citizenship</b>	Page 38

## II. The ultimate Spain relocation checklist

<b>Relocation checklist</b>	Pages 40-48
-----------------------------	-------------

## III. What Spainguru can do for you

<b>Spainguru's resources</b>	Page 49
------------------------------	---------





# The Legal Pathway to Spain

## Process summary

### Short-Term Visa

1 For stays up to 90 days in Spain, you must apply for a short-stay visa at the Spanish Embassy or Consulate in your home country. This requires meeting specific requirements, such as demonstrating sufficient funds or having health insurance.

### Temporary Residence Permit

2 For stays in Spain exceeding 90 days, you must seek temporary residency, which involves obtaining a physical ID card. There are various residency options with distinct criteria, so understanding these specifics is vital for choosing the right path for you and your family.

### Permanent Residence Permit

3 After five years of continuous and lawful residence in Spain, you can apply for permanent residency (PR), granting you the ability to live indefinitely in the country and work there with the same rights as a Spanish citizen.

### Citizenship

4 To become a Spanish citizen, you typically need to have lived in Spain for 10 years, although this duration may vary for certain countries. While the process can be time-consuming, obtaining Spanish citizenship grants you the ability to work in any EU nation and travel freely to 183 countries.

# Short-term visa

The short-term or tourist visa, often called the Schengen Visa, permits non-EU citizens to stay in Spain for 90 days.


Some countries do not require this type of visa to enter Spain on a short-term basis (listed on the next page)

It's suitable for tourism, business meetings, and similar purposes. Some residence permits can be pursued while on a tourist visa, but not all.

Additionally, EU citizens can visit Spain without requiring a tourist visa.

## Schengen Visa General Requirements

- Application form
- Valid passport (with an expiration date at least 3 months beyond your Schengen exit)
- Two recent passport-sized pictures
- Travel health insurance ([Link](#))
- Payment of visa fee
- Round-trip flight tickets
- Invitation letter or hotel/apartment reservation
- Proof of adequate financial means (100€ per day)
- ETIAS form



# These countries don't need a Schengen Visa

Albania	Honduras	Saint Kitts and Nevis
Andorra	Israel	San Marino
Antigua & Barbuda	Japan	S. Vincent and the Grenadines
Argentina	Kiribati	Saint Lucia
A.R.Y.M.(Former Yugoslav Republic of Macedonia)	Malaysia	Holy See
Australia	Marshall Islands	Serbia
Bahamas	Mauritius	Seychelles
Barbados	Mexico	Singapore
Bosnia and Herzegovina	Micronesia	South Korea
Brazil	Moldova	East Timor
Brunei Darussalam	Monaco	Tonga
Canada	Montenegro	Trinidad and Tobago
Chile	Nauru	Tuvalu
Colombia	Nicaragua	United Arab Emirates
Costa Rica	New Zealand	United States
Dominica	Palau	Uruguay
El Salvador	Panama	Vanuatu
Georgia	Paraguay	Venezuela
Granada	Peru	
Guatemala	Solomon Island	
	Samoa	

## Schengen Countries

Austria	Liechtenstein
Belgium	Lithuania
Czech Republic	Luxembourg
Croatia	Malta
Denmark	Netherlands
Estonia	Norway
Finland	Poland
France	Portugal
Germany	Slovakia
Greece	Slovenia
Hungary	Spain
Iceland	Sweden
Italy	Switzerland
Latvia	

# Residency in Spain

For non-European citizens planning to stay in Spain for over 90 days, a temporary residence permit is necessary.

This permit can be for either 1 or 3 years, depending on the category, and includes a physical card.

European citizens or Swiss nationals, on the other hand, don't need a visa or residence permit to live and work in Spain. However, they must obtain a Spanish Identification Number (NIE) and an EU registry certificate.

**While specific residency permits have unique criteria, the common requirements are:**

- Non-EU citizen aged 18 or above
- Not in an irregular situation in Spain at application time (unless applying for arraigo)
- Clean criminal record for the past five years
- Comprehensive health insurance in Spain with no co-payments ([Link](#))
- Adequate financial means for the primary applicant and dependents (amount varies by permit)
- Proof of fee payment
- Valid passport



# Two Current Regulations

All residency permits in Spain are governed by two distinct laws: the general immigration regime and the Entrepreneur's Law.

## 1 General immigration regime

Under this regime, a foreigner initiates the process by submitting all required documents at the Consulate or Embassy of Spain in their home country, typically taking three months. They are granted a visa, which includes the Foreign Identification Number (NIE) for legal procedures in Spain. Within a month of arrival, they must schedule an appointment to record their fingerprints and obtain the TIE ("Tarjeta de Identidad de Extranjero" or physical residency card), issued at the relevant police station.

## 2 Entrepreneur's Law

The Entrepreneur's Law aims to draw foreign talent and investment to Spain. If the person is already in Spain, they can apply directly on a tourist visa. It offers a quick resolution, with a maximum of 20 working days. The law operates under positive administrative silence, meaning if there's no response within 20 days, it's considered approved. Initial residency cards under this law are valid for three years.





# Procedure for Acquiring Spanish Residency

**General  
immigration  
regime**

**Entrepreneur's  
Law**

Visit the Spanish Consulate  
in your home country to  
request a visa.

Obtain Spanish visa with  
the NIE



Go to Spain



Get registered in the Padron  
in the city where you want  
to live



Apply for the residency at  
UGE

Get an appointment at  
Police Station and get your  
fingerprints recorded



Get your TIE from the Polkice  
Station after ~1 month



# Investor Residency Permit (Golden Visa)

Invest €500,000 in real estate or up to €2 million in Spanish businesses, public debt, or government bonds to obtain your Spanish residency permit. Tax residency is not required, only a once-a-year visit to Spain.

## Main characteristics of the “Golden Visa”

- **Initial Card Duration:** Applying from within Spain grants a 3-year residency card, while applying from your home country results in a 1-year visa that can be converted to a regular 3-year card after arriving in Spain.
- **Application Location:** Either directly in Spain or from your home country.
- **Renewal:** After renewal, the residency card is valid for 5 years, provided the investment is maintained.
- You can bring your family members with you
- You would be allowed to work

Join Spainguru's Golden Visa Facebook group - [here](#)





# Investor Residency Permit (Golden Visa)

## Key Golden Visa Requirements

- Complete Application Form
- Valid passport
- Non-EU citizens aged 18+
- Clean criminal record
- No previous Schengen Visa refusals
- Comprehensive health insurance in Spain (without co-payments)
- Adequate financial resources
- Documentation confirming real estate investment (e.g., Property Registry certification of ownership and charges)





# Non-lucrative Visa

The non lucrative visa Spain is a unique visa for non-EU citizens, without needing to work or conduct business. It's ideal for those who can financially support themselves without needing to work and want to experience the Spanish way of life and its traditions. One year later, there is an option to shift to a work permit.

## Main characteristics of the Non-lucrative Visa

- Initial card validity: 1 year
- Application process: The Non-Lucrative Visa must be initiated from your home country.
- Renewal: The residency card remains valid for 2 years during the first and second renewals. After the third renewal, applicants can apply for long-term residency, which lasts for 5 years.
- Employment: The non-lucrative visa does not grant work privileges. Remote workers may consider applying for a digital nomad visa instead.
- Family members: Yes, you can make a joint application with your spouse and children.

Join Spainguru's NLV Facebook group - [here](#)





## Key Non Lucrative Visa Requirements

- Submit Form EX-01
- Valid passport
- Clean criminal record from the last 5 years in all countries of residence
- Medical certificate
- 1-year private health insurance with a Spanish company ([Link](#))
- Proof of adequate financial means (main applicant: €30K, each additional relative: €7.5K) in 2023
- Passport-sized photo






# Student Visa

There are two student visa types: short-term (90-180 days) and long-term (over 6 months). For academic terms between 6 months and a year, a residency card is required upon arrival (not issued for terms under 6 months). A key benefit is the potential to transition to a work permit after finishing studies.

## Main characteristics of the Student Visa

- Initial card duration: 1 year
- Application: The student visa can be directly applied for in Spain on a tourist visa (within the first 60 days) or from your home country.
- Renewal: If studies are extended, renewal is possible. In some cases, it can be changed to a work permit.
- Work: Allowed for up to 30 hours per week, provided it doesn't conflict with class schedules.
- Family members: Joint applications with a spouse and children under 18 are permitted, but they cannot work.

Join Spainguru's Main Facebook group - [here](#)



## Key Student Visa Requirements

- Complete National Visa application
- Applicable only to non-EU citizens
- Must have legal status when applying
- Sufficient funds for the duration of studies (main applicant: €7,2K annually, spouse: €5,4K, each child: €3,6K) in 2023 (100% of IPREM)
- Medical certificate
- Comprehensive private health insurance in Spain ([Link](#))
- Acceptance or admission letter from the academic institution
- Verify that the chosen course and institution meet these requirements
- Clean criminal record
- Empadronamiento (proof of residence)
- For short-term study visas: round-trip flight tickets from the home country, but book after visa issuance
- For higher-education studies (e.g., master's or postgraduate): likely, the homologation or validation of the individual's university degree from the home country
- In-person studies of at least 20 hours per week; online studies are not eligible.



# Digital Nomad Visa

For remote workers and freelancers residing in Spain with clients overseas, there must be an established work relationship of at least 3 months before applying, along with evidence of sufficient experience and/or education. Holders of this visa can benefit from favorable tax arrangements.

## Main characteristics of the Digital Nomad Visa

- Initial card duration: 3 years
- Application: The digital nomad visa can be directly applied for in Spain or from your home country.
- Renewal: Possible for an additional 2 years.
- Work: Permitted, but the individual must be employed by or collaborating with companies located outside of Spain. Income from Spanish companies cannot exceed 20% of the total.
- Family members: Joint applications with a spouse and children are allowed, but one must demonstrate possession of €9,720 for each additional family member, equivalent to 75% of the minimum salary in Spain.

Join Spainguru's DNV Facebook group - [here](#)





## Digital Nomad Visa Requirements

- Completed application form (available here)
- Valid passport
- Non-EU citizenship and over 18 years old
- Clean criminal record for the past 5 years in all countries of residence
- Comprehensive private health insurance in Spain
- Evidence of an established employment relationship lasting at least 3 months before your application
- Proof that the employing company has been operating for a minimum of 1 year and has explicitly allowed remote work in your position
- For freelancers: Employment with at least 1 company outside of Spain, which has outlined the possibility of remote work in their terms and conditions
- A contract with the same company for a minimum of 1 year
- Proof of either: 3 years of work-related experience before the application or a graduate/postgraduate degree from a reputable academic institution
- Proof of sufficient funds, which can be demonstrated by a bank certificate verifying a balance of at least €26K for the main applicant (equivalent to 200% of Spain's minimum wage). If the funds are held in a foreign bank, a simple translation may be required. The job contract can also be used to prove possession of these financial resources.



# Entrepreneurial Visa

This permit is perfect for individuals aiming to establish an innovative, technologically advanced company in Spain. A comprehensive business plan is essential, showcasing how the project will positively affect Spain's socioeconomic development and employment.

## Main characteristics of the Entrepreneurial Visa

- Initial card duration: 3 years
- Application options: From within Spain or from your home country.
- Renewal: Possible for 2 additional years, contingent on business performance and continuity.
- Work: Allowed.
- Family members: Yes, you can apply jointly with your spouse and children.

Join Spainguru's Main Facebook group - [here](#)





## Key Entrepreneurial Visa Requirements

- Complete application form
- Valid passport
- Non-EU citizen aged 18+
- Clear criminal record
- Proof of sufficient finances (main applicant: €7.5K annually, spouse: €5.5K, each child: €4K approx. in 2023)
- One-year private health insurance with a Spanish company ([Link](#))
- Detailed business plan emphasizing job creation, innovation, and positive socio-economic impact in Spain
- Obtain a favorable report





# Highly Qualified Professional Work Permit

This unique work permit is awarded to individuals with higher education qualifications who've secured a managerial or technical role earning over €50,000 annually. The hiring entity must be a large corporation or corporate group (e.g., over 250 employees), an SME operating in a strategic sector (e.g., renewable energy), or a project fostering job creation and enhancing Spain's technological innova

## Main characteristics of the HQP Work Permit

- Initial card duration: 3 years
- Application options: From within Spain or from the home country, with processing handled by the UGE (Unit for Large Companies and Strategic Groups).
- Renewal: It is possible for 2 additional years under certain conditions.
- Work: Allowed.
- Family members: You can apply together with your spouse and children.

Join Spainguru's Main Facebook group - [here](#)





## Key HQP Work permit Requirements

- Complete application form
- Valid passport
- Non-EU citizens aged 18+
- Clean criminal record
- Proof of financial sufficiency
- Social Security insurance in Spain (provided by the hiring company)
- Valid work contract demonstrating the business relationship
- Applicant's resume
- Job description and evidence of meeting qualification criteria
- Optional: advanced degree from a reputable academic institution





# Intra-Company Transfer Visa

This pertains to employees of multinational corporations who require relocation to the Spanish headquarters for ongoing work or training purposes.

## Main characteristics of the ICT Work Permit

- Initial card duration: 3 years
- Application: The company initiates the process through the UGE, and upon approval, the applicant receives the "authorization for intra-corporate transfer residence," enabling visa application without the need to be in Spain.
- Renewal: Managers and specialists can renew for 3 years, while trainees can renew for 1 year.
- Work: Permitted.
- Family members: Joint applications with spouse and children are accepted.

Join Spainguru's Main Facebook group - [here](#)



## Key ICT Work permit Requirements

- Complete application form
- Valid passport
- Non-EU citizen aged 18+
- Clean criminal record
- Full-coverage health insurance in Spain
- Proof of financial sufficiency
- Confirmation and certification from the company proving the relocation process
- Confirmation of the company's business activity
- Evidence of a professional relationship with the company for at least 3 months before the application
- Proof of 3 years of experience or possession of a higher-degree education





# Visa for Research Purposes

This unique permit is tailored for researchers and the scientific community. It applies to individuals coming to Spain to engage in research activities at an R&D center, authorized research, or academic roles at universities and higher education institutions

## Main characteristics of the Research Visa

- Initial card duration: 3 years or aligned with the research contract's duration.
- Application: The research visa can be directly applied for either from Spain or your home country. It must be initiated by the hiring research institution and submitted online through the Ministry of Inclusion, Social Security, and Migration's electronic system.
- Renewal: Possible for 2 additional years if initial conditions remain met.
- Work: Permitted.
- Family members: Joint applications with spouse and children are accepted.

Join Spainguru's Main Facebook group - [here](#)





## Key Research Visa Requirements

- Complete application form
- Valid passport
- Non-EU citizen aged 18+
- Must not be in an irregular situation
- Clean criminal record for the last five years in all countries of residence
- One-year private health insurance from a Spanish company without co-payments
- Proof of adequate financial means
- Employment contract or agreement





# Authorization for Internship

Students who have completed or are currently enrolled in level 6 studies or higher for the past 2 years can transition from a student visa to this permit. It's acquired through a traineeship contract or internship agreement, which should align with the same field and qualification level as their higher education.

## Main characteristics of the Authorization for Internship

- **Initial card duration:** For the traineeship contract, it can last up to 2 years with a minimum of 6 months; for the internship agreement, it's a maximum of 6 months, with a potential renewal for another 6 months.
- **Application:** The residence authorization for internship can be applied for directly in Spain or from your home country, and the process can be completed online.
- **Renewal:** After the contract or agreement concludes, the individual can transition to an employee's residence permit, which is renewable until permanent residency.
- **Work:** Allowed.
- **Family members:** Not unless they joined the applicant while they were on a student visa.

Join Spainguru's Main Facebook group - [here](#)





## Authorization for Internship Requirements

- Valid passport
- Non-EU citizen aged 18+
- Completed EX-04 Form
- Clean criminal record for the last 5 years in all countries of residence
- Full-coverage private health insurance in Spain for a minimum of one year
- Proof of sufficient financial means (main applicant: €7,200)
- Detailed internship document specifying its description, duration, conditions, working hours, and supervisor
- Signed contract or internship agreement by all parties involved
- The offering company must be current with payments to the Spanish Tax Agency and Social Security. The company initiates the application where it's located or operates.





# Job search Visa

The "búsqueda de empleo" or student job search permit enables foreign students in Spain to prolong their stay for an additional year to seek employment or initiate their own business. Applicants must have completed their studies and can request this permit 60 days before their student authorization expires or up to 90 days after its expiration.

## Main characteristics of the Job Search Visa

- Initial card duration: One year
- Application: The búsqueda de empleo permit can be applied for online and directly from Spain after completing your studies.
- Renewal: Not possible; it's a one-year permit. Securing employment or starting a business allows the applicant to switch to a work permit.
- Work: Not permitted; it's a non-lucrative permit.
- Family members: Not unless they joined the applicant while they were on a student visa.

Join Spainguru's Main Facebook group - [here](#)



## Key Job Search Requirements

- Non-EU citizenship
- Legal status in Spain
- Completed EX-01 Form
- Proof of completion of at least Level 7 studies in Spain (equivalent to a bachelor's degree, language courses not accepted)
- Academic institution must be on the government-approved list for permit acceptance
- Adequate financial means (main applicant: €7,200, spouse: €5,400, each child: €3,600) in 2023
- Comprehensive private or public medical insurance in Spain
- Clean criminal record for the last 5 years in all countries of residence





# Community Card

Relatives of EU citizens residing in Spain can seek a "tarjeta comunitaria," a advantageous residency permit that grants 5 years of residence and the ability to work. This often applies to couples in civil partnerships ("pareja de hecho" in Spanish) or marriages.

## Main characteristics of the Community Card

- Initial card duration: 5 years
- Application: If a visa is required to enter Spain, the process starts in the country of origin by requesting a visa as a family member of a Spanish citizen. After arriving in Spain, whether a visa was required or not, the individual must register with the family member at the same address at the town hall. Subsequently, the application process can be initiated at the Spanish immigration office.
- Renewal: If, during the initial 5 years, the individual hasn't lived outside Spain for more than 6 months in a 12-month period, they can obtain a permanent community card that is valid for 10 years.
- Work: Allowed
- Family members: Yes

Join Spainguru's Main Facebook group - [here](#)



## Community Card Requirements

- Completed EX-19 Form (available here)
- Proof of sufficient financial resources
- Comprehensive private or public medical insurance in Spain
- Clean criminal record for the past 5 years in all countries of residence
- Documents confirming the family relationship between the European citizen and the applicant (e.g., marriage certificate, civil partnership registration)
- DNI (for Spanish citizens) or EU certificate (green card) – the NIE number alone is insufficient
- If the EU citizen is a student: Enrollment documentation from the academic institution
- If the EU citizen is employed: Employment contract
- If the EU citizen is self-employed: Documentation of social security registration and Census of Economic Activities
- In cases where no economic activity is conducted in Spain, proof of sufficient financial means





# Family Reunification visa

Non-EU citizens' family members in Spain, including relatives, civil partners, and in-laws, can seek family reunification if the non-EU citizen has lived in Spain with a valid permit for at least one year. This residency card grants them the right to live and work in Spain.

## Main characteristics of the Community Card

- Initial card validity: 1 year
- Application initiated at the Foreigner's Office in Spain
- Visa required from applicant's home country if approved
- Renewal possible if initial conditions remain unchanged
- Work permitted
- Eligible for relatives

Join Spainguru's Main Facebook group - [here](#)





## Family Reunification Visa Requirements

- Original passport
- EX-02 Form
- Non-European foreigner residing in Spain for at least one year
- Current residency in Spain
- Comprehensive private medical insurance in Spain
- Clear criminal records for the past 5 years from all countries of residence
- Empadronamiento (proof of residence)
- Documentation proving the kinship between the foreigner in Spain and the applicant
- Applicant must have legal status in Spanish territory
- Evidence of stable financial means
- Proof of suitable housing conditions upon the applicant's arrival





# Social integration visa (Arraigo Social)

This visa is for the ones who can demonstrate three consecutive years of illegal residence in Spain and possess a work contract. The job should pay at least minimum wage, involve a minimum of 30 hours per week, and the employer must have been economically active for at least one year. If the individual can prove sufficient financial means, the work contract requirement can be waived.

## Key characteristics of the Social integration visa

Key arraigo social requirement: Obtain a positive integration report by participating in a local town council interview to show a connection with Spain (including culture and language knowledge) and provide background information.

When seeking arraigo social, speaking a specific level of Spanish is mandatory. However, some autonomous communities with their own languages may have additional criteria; such as language courses.

Join Spainguru's Main Facebook group - [here](#)





# Family integration visa (Arraigo Familiar)

For family integration visa, an individual can request residency if they can demonstrate a direct family tie to a Spanish citizen, without considering their duration of stay in Spain or financial situation. This form of arraigo is valid for 5 years and doesn't have any minimum prior residence requirement in the country.

## Who can obtain the Family integration visa

- Parents or legal guardians of a Spanish child
- Parents (either under or over 65 years of age) who are dependent on their Spanish relatives
- Foreigners providing care to a Spanish person with a disability
- Spouses or registered civil partners of Spanish citizens
- Dependent children, whether under 21 years of age or older
- Children of a parent who was originally Spanish

Join Spainguru's Main Facebook group - [here](#)




# Work integration visa (Arraigo Laboral)

This type of arraigo is for Individuals currently in an irregular situation, yet having resided in Spain for two consecutive years while legally employed either as employees (cuenta ajena) or self-employed (cuenta propia), are eligible. For cuenta ajena, the employment must have been at 30 hours a week for six months or 15 hours a week for one year. For cuenta propia, the individual should have engaged in economic activity for six months within the two-year period in Spain.

## To keep in mind about the Work Integration Visa

Individuals proving six months of illegal work within the past year to the Inspectorate can trigger judicial or administrative action. This can lead to labor arraigo, allowing one year of residence and work in Spain. To extend, a regular residency card is required.

Join Spainguru's Main Facebook group - [here](#)





# Training integration visa (Arraigo para la Formación)

Individuals residing illegally in Spain for a minimum of two years and seeking to pursue specialized studies or job training can qualify. The chosen occupation must be listed in the National Catalog of Professional Qualifications within the labor administration field.

## **To keep in mind about the Training Integration Visa**

Note that the course must be fully in-person and not part-time. The individual can study for 12 months, with the possibility of an extension, but employment during this period is not allowed.





# Permanent Residency

Non-EU citizens can gain permanent residency in Spain after legally residing in the country for a continuous 5-year period. It's important to note that time spent as a tourist or under a student visa does not count toward this requirement.

During these 5 years, the individual should not have been absent from Spain for more than 6 months, or 10 months if they obtained residency as family members of EU citizens.

The permanent residency card, valid for five years, can be renewed. It grants the individual the right to live and work in Spain, either as self-employed or employed (cuenta ajena and cuenta propia), with the same privileges as Spanish nationals.

Join Spainguru's Main Facebook group - [here](#)





# Spanish Citizenship

Spanish nationality can be acquired through four main pathways based on the number of years spent in Spain:

## 1. Citizenship by Residency:

- 10 years of continuous residence.
- 5 years for refugees.
- 2 years for foreigners from certain Latin American countries, Andorra, Equatorial Guinea, Philippines, or Portugal.
- 1 year for those married to a Spanish national or children/grandchildren of Spanish citizens born in Spain.

## 2. Citizenship by Marriage:

- Possible after living in Spain for 1 year.

## 3. Citizenship by Descent:

- Available for descendants or grandchildren of a Spanish citizen.

## 4. Citizenship by Option:

- Available through your children.

Each pathway has its own specific requirements and conditions.

Join Spainguru's Main Facebook group - [here](#)



# Spanish Citizenship

- Passport and NIE
- Current valid residence permit (irregular status is not allowed)
- Birth certificate
- Clear criminal record
- Marriage certificate if applicable
- Empadronamiento (proof of residence)
- Certificates for passing required exams: DELE A2 (basic language) and CCSE (cultural)
- Proof of payment (approximately €100)
- Proof of sufficient financial means
- Include children's birth certificates to grant them citizenship by option.

## Process duration

The citizenship application process typically takes between 1 and 3 years.



Hola!



# The ultimate Spain relocation checklist

Prepare for your journey to Spain with this comprehensive checklist. From envisioning your new life to navigating immigration, finances, and culture, it's your roadmap to a successful relocation.

Use this checklist as your step-by-step guide to plan, organize, and execute your relocation to Spain seamlessly. From setting financial goals to mastering the Spanish lifestyle, each section provides essential tasks and insights to ensure a successful transition.

Whether you're an aspiring expat, a retiree, or an adventurous professional, this checklist empowers you to make your dream of living in Spain a reality.

## Checklist

1. Visualize Your Life in Spain
2. Plan Your Roadmap to Spain
3. Choose Your Destination in Spain
4. Manage Your Finances
5. Navigate Spanish Immigration
6. Secure Your Home
7. Plan your Landing in Spain
8. Embrace the Spanish Lifestyle



# The ultimate Spain relocation checklist

## 1. Visualize Your Life in Spain

- a. Location and Lifestyle: Imagine where you want to live, the climate, and the activities you'll enjoy.
- b. Social and Cultural Integration: Picture connecting with the local community, making friends, and embracing Spanish culture.
- c. Professional and Personal Goals: Consider your career and financial plans in Spain.
- d. Personal Fulfillment: Think about how Spain contributes to your personal growth and happiness.





# The ultimate Spain relocation checklist

## 2. Plan Your Roadmap to Spain

### a. Financial Preparation

- i. Assess your financial situation.
- ii. Plan for job changes, freelancing, or retirement.

### b. Create a Backward Timeline

- i. Visualize your arrival in Spain.
- ii. Break down tasks and deadlines.

### c. Legal Path

- i. Explore visa options ([Link](#))
- ii. Evaluate pros and cons.

### d. Health and Insurance

- i. Research and secure health insurance options in Spain ([Link](#))
- ii. Understand the healthcare system and access medical facilities.

### e. Tax Planning

- i. Simulate tax obligations in Spain.
- ii. Consider tax minimization strategies ([Link](#))

### f. Education

- i. If you have children, explore educational options such as schools or international programs.
- ii. Understand the enrollment process and required documentation.



# The ultimate Spain relocation checklist

## 3. Choose Your Destination in Spain

### a. Explore Environments and Communities

- i. Research various neighborhoods and towns.
- ii. Consider factors like climate, lifestyle, and affordability.

### b. Search Methods

- i. Utilize online resources, official sources, and social media.
- ii. Plan an on-the-ground scouting trip for firsthand experience.

### c. Scouting Trip

- i. Decide which places to visit.
- ii. Get a feel for your chosen destinations.
- iii. Make connections and establish budgets for your move.





# The ultimate Spain relocation checklist

## 4. Manage Your Finances

- a. Assess Financial Readiness
  - i. Evaluate your current financial situation.
  - ii. Review your savings, investments, and retirement plans.
- b. Understand Visa and Tax Implications
  - i. Familiarize yourself with visa requirements for Spain.
  - ii. Gain insight into Spain's tax system and explore tax-saving strategies.
- c. Evaluate Cost of Living
  - i. Estimate your expected expenses in Spain.
  - ii. Research and understand the overall cost of living in your chosen location.
- d. Define Your Desired Lifestyle
  - i. Clearly outline your preferred lifestyle in Spain.
  - ii. Set specific financial goals that align with your vision and aspirations.



# The ultimate Spain relocation checklist

## 5. Navigate Spanish Immigration

### a. Explore Visa Options

- i. Research available visas.
- ii. Consider their pros and cons.

### b. Assess Eligibility

- i. Determine your eligibility for each visa.
- ii. Collect necessary documents.
- iii. Consider professional help ([Link](#))

### c. Plan Renewals

- i. Understand visa renewal procedures.
- ii. Ensure compliance for ongoing status.

### d. Budget Wisely

- i. Estimate visa-related expenses.
- ii. Include costs in your financial plan.





# The ultimate Spain relocation checklist

## 6. Secure Your Home

- a. Define Your Vision and Budget
  - i. Clarify your housing vision and budget constraints.
  - ii. Determine whether you prefer renting or buying property in Spain.
- b. Rental Options: Short-Term, Temporary, Long-Term
  - i. Explore a variety of rental choices, including short-term, temporary, or long-term rentals.
  - ii. Evaluate which rental arrangement aligns best with your needs and plans.
- c. Resources for Assistance
  - i. Seek assistance from rental agencies, real estate professionals, or realtors who specialize in helping expats.
  - ii. Utilize online platforms and legal advice to navigate the rental process effectively.
  - iii. Identify and engage essential professionals, such as realtors and lawyers, who can assist you during the buying process.
- d. Understand the Buying Process
  - i. Research and understand the property purchasing procedure in Spain.
  - ii. Review legal and documentation requirements to ensure a legally sound transaction.
- e. Buyer's Agent vs. Classic Real Estate Agent
  - i. Understand the roles and responsibilities of buyer's agents versus traditional real estate agents.
  - ii. Make an informed choice based on your specific needs and preferences when it comes to property representation.



# The ultimate Spain relocation checklist

## 7. Plan your Landing in Spain

- a. Arrive in Spain
  - i. Set foot in Spain on your planned arrival date.
- b. Settle in Temporary Accommodation
  - i. Arrange temporary housing upon arrival to ensure a smooth transition.
- c. Banking and Mobile Services
  - i. Open a local bank account to manage your finances in Spain.
  - ii. Establish local mobile phone service for communication.
- d. Find Your Permanent Home
  - i. Begin your search for a permanent residence in Spain.
  - ii. Explore various neighborhoods and housing options to find the perfect fit.
- e. Navigate Bureaucracy and Residency
  - i. Complete all required residency procedures in compliance with Spanish regulations.
  - ii. Register with local authorities to establish your official presence in Spain.





# The ultimate Spain relocation checklist

## 8. Embrace the Spanish Lifestyle

- a. Explore Spanish History
    - i. Discover Spain's historical events and periods that shaped its identity.
  - b. Embrace Spanish Culture
    - i. Dive into Spanish traditions, customs, and etiquette.
    - ii. Familiarize yourself with Spanish social norms and etiquette.
  - c. Stay Informed About Media and Politics
    - i. Keep up-to-date with Spanish media sources.
    - ii. Gain insights into Spain's political system and stay informed about current affairs.
  - d. Master Transportation and Navigation
    - i. Familiarize yourself with Spain's diverse transportation options.
    - ii. Learn how to navigate cities, roads, and public transport networks efficiently.
  - e. Immerse in Spanish Neighborhoods and Lifestyle
    - i. Explore the unique neighborhoods in Spain.
    - ii. Embrace the daily rhythms and lifestyles of local communities.
  - f. Build Your Community
    - i. Connect with both locals and fellow expats to create a support network.
    - ii. Participate in social activities, local initiatives, and community organizations.
  - g. Learn the Spanish Language
    - i. Assess your current language proficiency and identify areas for improvement.
    - ii. Enroll in language classes or utilize language learning apps.
    - iii. Practice speaking with locals to enhance your language skills and integration.
- 

# What Spainguru can do for you



## Get everything you need at [www.Spainguru.es](http://www.Spainguru.es)

- Our recommended immigration lawyers ([Link](#))  
<https://spainguru.es/consultations-immigration-tax/>
- Tax experts for both filings in Spain or the US ([Link](#))
- Health insurance for any Spanish visa application ([Link](#))
- Medical Certificates for Visa applications & More ([Link](#))
- Sworn translators ([Link](#))
- UK Apostilles (Discount!) ([Link](#))
- Bank accounts & money transfer ([Link](#))
- Consulate appointments ([Link](#))
- Virtual Mailbox (Get your physical mail scanned in the US/UK etc ([Link](#)))
- 70+ resources ([Link](#))



## Join our community!

- You can ask your questions on Spainguru's Main Facebook group, with 20K+ members, where you will receive our community's feedback and recommendations on your issue. ([Join here!](#))
- Spanish Non lucrative Visa (NLV) dedicated group ([Join here!](#))
- Spanish Digital Nomad Visa (DNV) dedicated group ([Join here!](#))
- Spanish Golden Visa (GV) dedicated group ([Join here!](#))



## Join our free weekly newsletter!

Our free weekly newsletter (every Monday 10.15am CET) - [Sign up here!](#)



## Watch our Youtube Videos

Our YouTube channel with 400+ videos!  
[Subscribe here!](#)







**spain**guru

**[www.SpainGuru.es](http://www.SpainGuru.es)**

**[hello@spainguru.es](mailto:hello@spainguru.es)**

*This guide is for educational purposes only. Spainguru does not intend to provide legal advice. For expert immigration advice please visit [www.SpainGuru.es](http://www.SpainGuru.es) and contact our recommended immigration lawyers and relocation services.*

*Copyright © Spainguru 2023*

